



ES | Entry Door Series

ES-PSD5030T

PIVOT | FRENCH DOOR

www.eswindows.com



Features

- Thermally broken system for improved performance and insulation
- AAMA 2605 paint and woodgrain finishes available
- Automatic drop-down seal to close any gap between the door and the floor/frame sill (only for Pivot configurations)
- Self-closing resistance
- Damper control (soft close and wall protection)
- Hold positions at 0°, 90° and -90°
- Modular multi-point lock

Welcome to a world where luxury, performance,
and style intertwine seamlessly, elevating your
living space to new heights.

Doors

ES- PSD5030T
PIVOT DOOR

ES- PSD5030T
FRENCH DOOR

PIVOT DOOR

Experience the highest level of sophistication in every detail. Our pivot doors are meticulously crafted using premium materials and precise engineering techniques, ensuring durability and longevity.



ES

This door combines exceptional impact resistance with thermal efficiency, offering both style and functionality. With its sleek design and customizable finishes, it adds a touch of luxury to any space.

Unleash your creativity with the customizable options for our **Pivot Doors**.



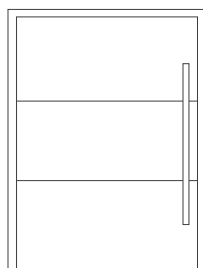

PIVOT DOOR | SSG GLASS | SUNSET GREEN




PIVOT DOOR CONFIGURATIONS

Let your imagination soar as you create a unique entrance that reflects your personal style and complements the architectural harmony of your space with our customizable options.


Wood Panels ESKIN



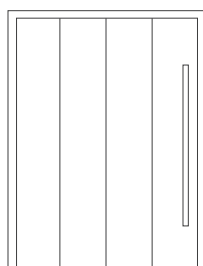
3 DOWN



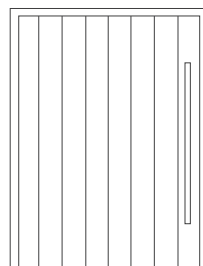
8 DOWN - 1 UP



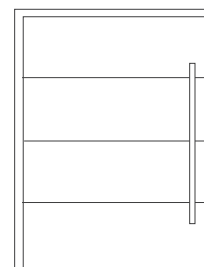
1 UP - 8 DOWN
1 UP



4 UP



8 UP

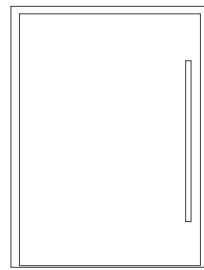



4 DOWN

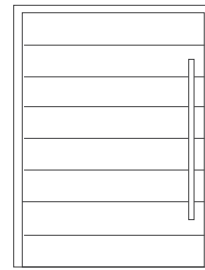
*Frame finish is not the same as ESKin finish.

Metals & Solid Panels

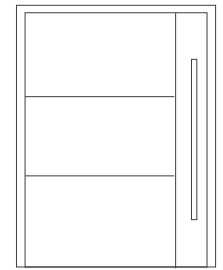
ESKIN



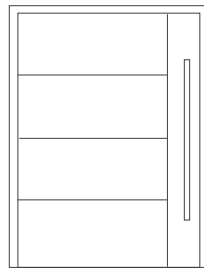
FULL PANEL**




8 DOWN



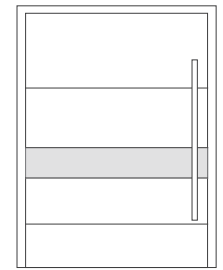
3 DOWN - 1 UP



4 DOWN - 1 UP



8 DOWN - 2 UP



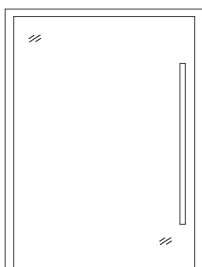
4 DOWN
1 DOWN

*For full panel, door dimensions are to be revised due to ESkin sizes

** Subject to availability per finish. For more information contact your Account Manager.


SSG Panels

GLASS



FULL PANEL

Sunset Green
Black
Red
White Fenzi



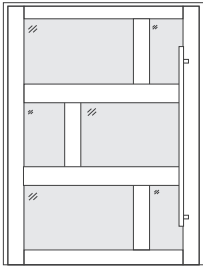
PIVOT DOOR

DECORATIVE MUNTINS

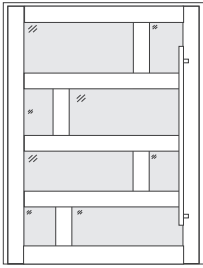
Indulge in the finest materials and finishes that elevate your doors to new heights of luxury. Choose from an array of finishes, allowing you to customize your doors to perfectly complement your interior design vision.

Decorative 5.5” MUNTINS

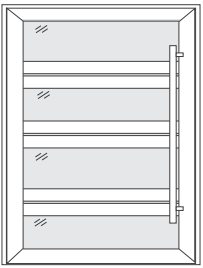
PIVOT DOOR | MUNTINS | BRICKELL | NOGAL



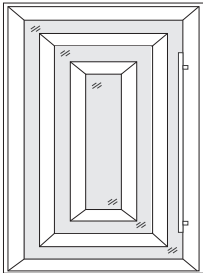
BRICKELL 3



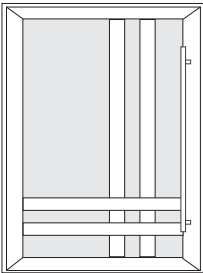
BRICKELL 4



STRADA



DROPP
TREVISO



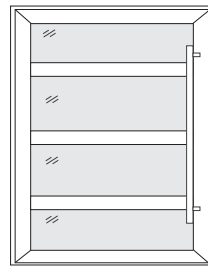

DONUM

*Decorative Muntins 5,5” are only available with laminated glass.

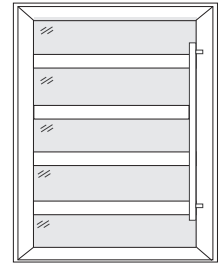
Design.
Quality.
Luxury.

Decorative 5.5"
TIERS MUNTINS

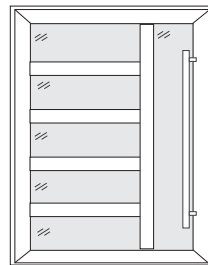
PIVOT DOOR | TIERS | TIER 5 LATERAL | TEKA




TIER 4



TIER 5



TIER 5 +
LATERAL



TIER FULL


FRENCH DOOR

Discover the timeless appeal of French doors with a modern twist. Our doors combine the charm of traditional design with contemporary aesthetics, creating a captivating fusion that suits any architectural style.



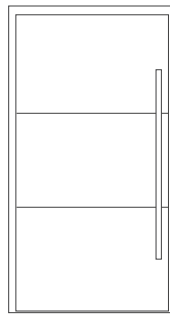
Embrace the beauty of clean lines, graceful curves, and meticulously crafted details that make these doors an epitome of refined elegance.

Indulge the finest finishes and elevate your **French Doors** to new heights of luxury.




FRENCH DOOR CONFIGURATIONS

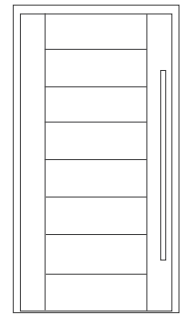
Wood Panels ESKIN



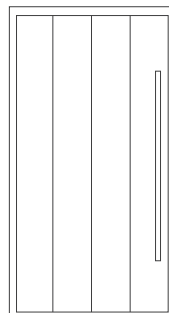
3 DOWN



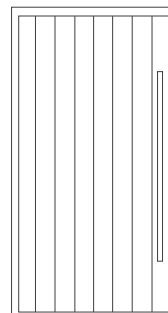
8 DOWN - 1 UP



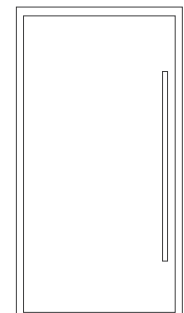
1 UP - 8 DOWN
1 UP



4 UP




8 UP




FULL PANEL

Metals & Solid Panels

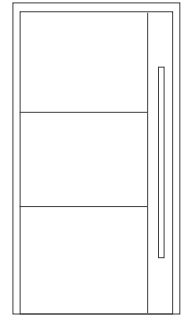
ESKIN




4 DOWN




8 DOWN



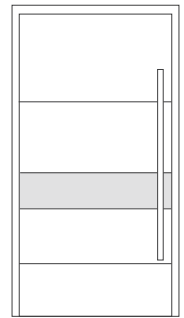
3 DOWN - 1 UP



4 DOWN - 1 UP




8 DOWN - 2 UP



4 DOWN
1 DOWN

SSG Panels

GLASS




FULL PANEL

Sunset Green
Black
Red
White Fenzi



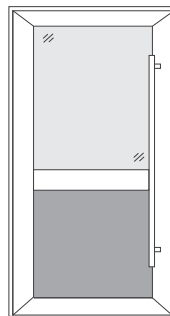
ES




Designed for Life.

Custom Designs LATERAL AND BOTTOM

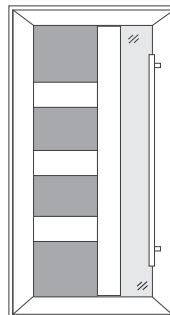
FRENCH DOOR | LATERAL CUSTOM PANELS | BRONZE AND GLASS



CUSTOM
BOTTOM



LATERAL
CUSTOM**



LATERAL CUSTOM
MUNTINS 5,5"

*AAMA 2605 paint and woodgrain finishes available.

*Only Available with laminated glass.

**Lateral custom not available in woodgrain

FRENCH DOOR

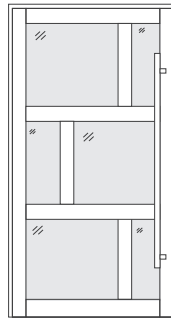
DECORATIVE MUNTINS

Choose from an array of finishes, allowing you to customize your doors to perfectly complement your interior design vision.

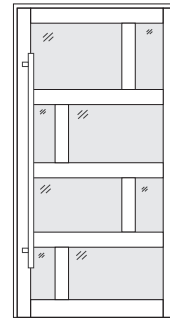


Decorative 5.5" MUNTINS

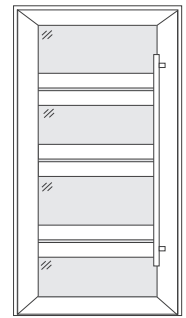
FRENCH DOOR | MUNTINS | STRADA | NOGAL



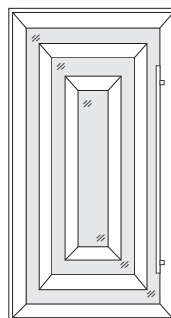
BRICKELL 3



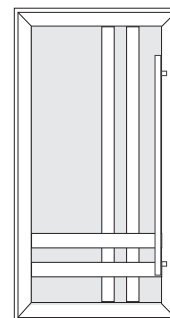
BRICKELL 4



STRADA



**DROPP
TREVISO**

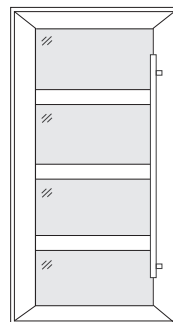


DONUM

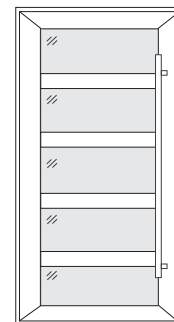
*Decorative Muntins 5,5" are only available with laminated glass.

Decorative 5.5" TIERS MUNTINS

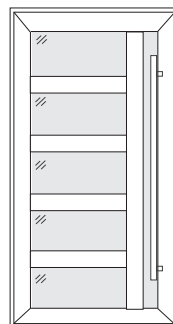
FRENCH DOOR | TIERS MUNTINS | TIER FULL




TIER 4



TIER 5



TIER 5 +
LATERAL



TIER FULL

*Tiers muntins only available with laminated glass.




ES-PSD5030T

COLORS AND FINISHES

ESKIN




Wood finishes




Neutral Oak
1498



Cypress Cinnamon
1490




Royal Walnut
1536



Noce Canella
1561



Classic Cherry
1474



Spiced Chestnut
1517



Sea White
1502



Rovere Fiumo
1462



Noce Naturale
1534




Century Oak
1554




Ontario Oak
1540



Ash
0470




Italian Walnut
1513




Brown Oak
1836


Metallic & solid panels




Industrial Concrete
3127



Terra Steel
3116



Mineral Steel
3166



Grey Slate
3156



Dark Steel
2315



Urban Concrete
3124

SSG GLASS

Glass colors




Sunset Green



Black



Red



White Fenzi

COLOR OPTIONS

For Frames, Decorative Muntins & Tiers



Bronze



White



Silver



Dark Gray




Black

WOOD GRAIN*



Teka



Nogal



Embero

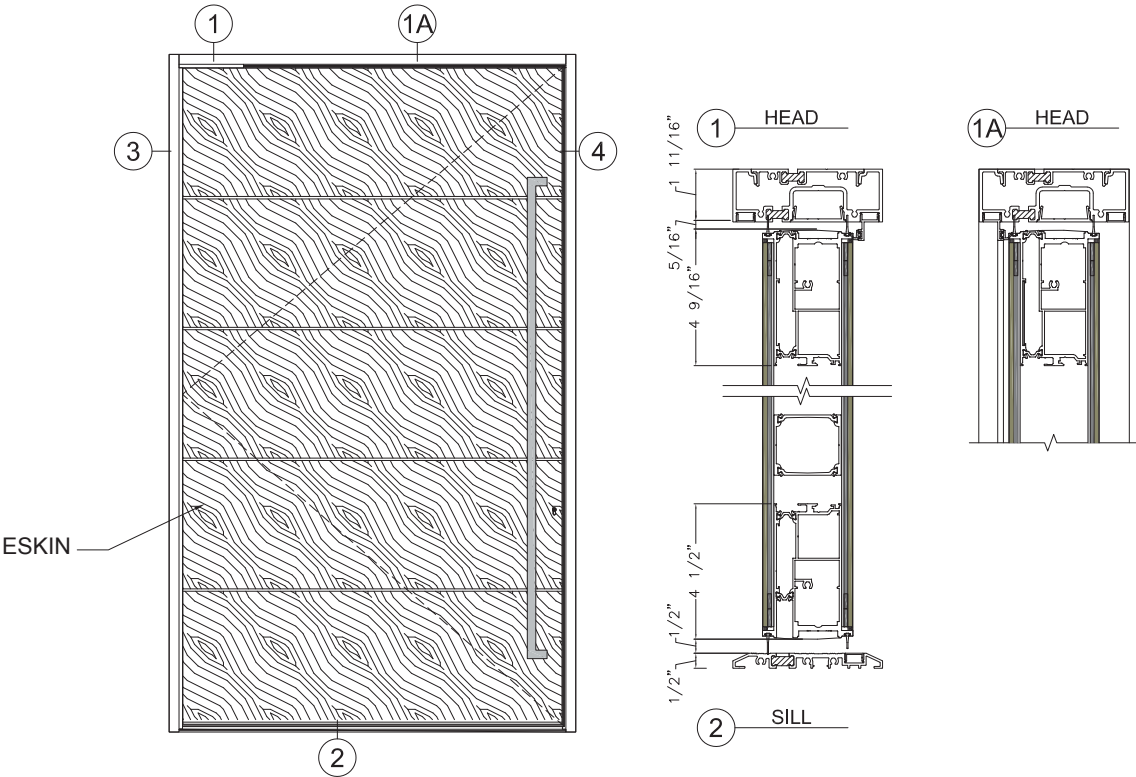
***Not available as ESkin**

ES-PSD5030T

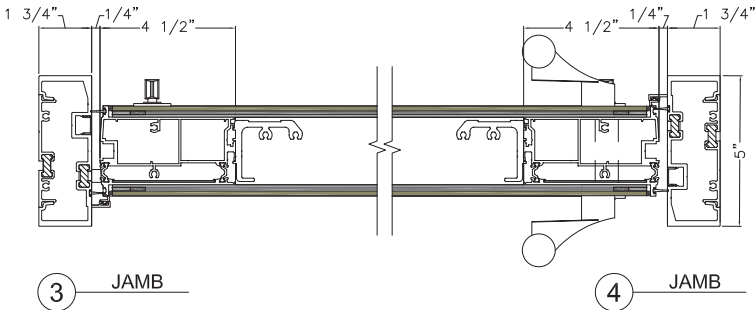
TECHNICAL DETAILS

ESKIN OPT Pivot & French configurations

Pivot

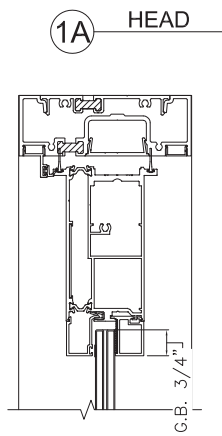
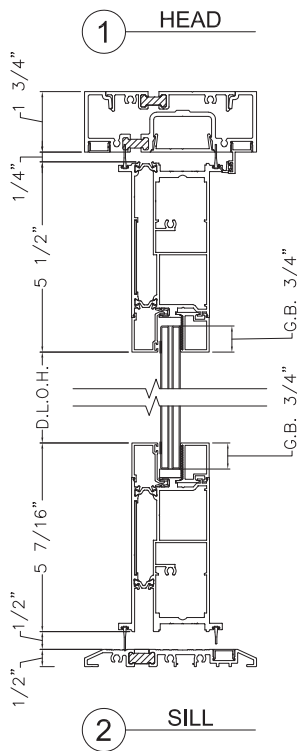


French



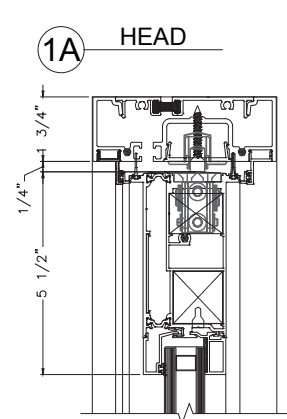
CAPTURED GLASS

Pivot & French configurations

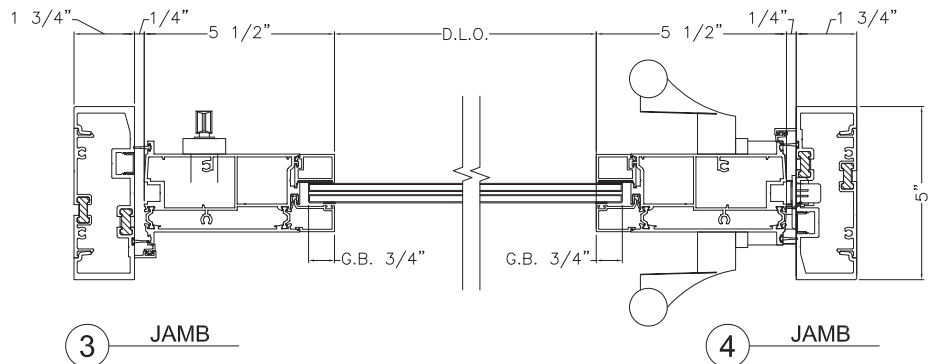


Laminated

Insulating Laminated



Insulating Non Impact



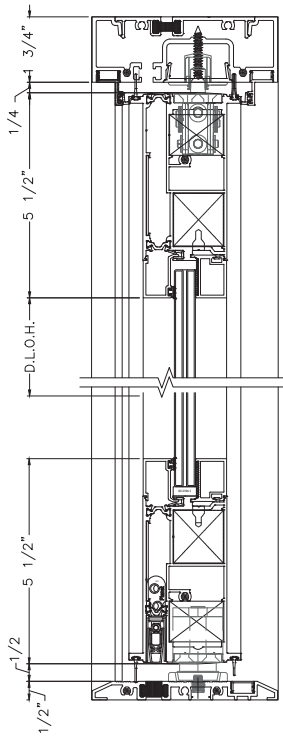
ES-PSD5030T

TECHNICAL DETAILS



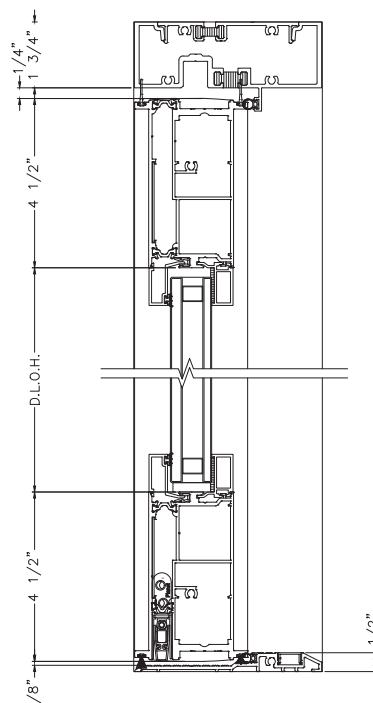
ES-PSD5030T-027 HIGH THRESHOLD

Pivot Door

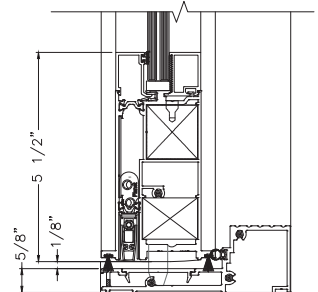


Sill

French Door



Sill ADA




Standard Sill

Design.
Quality.
Luxury.

The logo consists of three horizontal white bars stacked vertically, followed by a large white letter 'S'. The background is a stone wall with a horizontal band of green trees below it.

ES

A blue-tinted photograph of an interior space. A large potted plant is in the foreground. In the background, a window looks out onto a lush, green landscape with trees and a stone wall.

The information contained herein is exclusive property of ES, who reserves the right to modify it, including but not limited to the designs and its specifications, without notice. 2023 ES. All rights reserved.
V - March 2024